

371~385 nm 可调谐翠绿宝石连续激光器

李 奇¹, 王金艳¹, 季 鑫¹, 王 斌¹, 陈 曦^{1*}, 郑 权^{1,2}

(1. 长春新产业光电技术有限公司, 吉林 长春 130103;

2. 中国科学院长春光学精密机械与物理研究所, 吉林 长春 130033)

摘 要: 371~385 nm 波段的紫外激光器可以应用在超精密材料加工、激光多普勒冷却、光子纠缠和量子通讯等诸多领域。为实现这一波段激光输出,报道了一台可调谐翠绿宝石连续紫外激光器。首先,采用了水平偏振的 635 nm 红光半导体激光二极管阵列作为抽运源。其次,选用 V 型折叠腔结构,端面泵浦了长度为 10 mm、Cr³⁺掺杂浓度为 0.2at.% 的国产翠绿宝石晶体,再利用长度为 7 mm 的 I 类位相匹配偏硼酸钡晶体进行腔内倍频。最后,微调节 BBO 晶体角度,实现了波长可连续调谐的 371~385 nm 连续运转的紫外激光输出。当泵浦光功率为 17 W 时,在波长为 378 nm 处得到最大稳定输出功率为 1.25 W,泵浦光到紫外光的最大转换效率约为 7.3%,波长为 378 nm 紫外激光光束质量因子沿着 *x* 和 *y* 方向分别为 1.13 和 1.12。

关键词: 紫外连续激光器; 371~385 nm 可调谐激光; 腔内倍频; 翠绿宝石晶体

中图分类号: TN248.1 **文献标志码:** A **DOI:** 10.3788/IRLA20230129

0 引 言

量子技术的进步使对紫外到蓝光区域 (360~400 nm) 激光源的需求增加,多应用于多普勒冷却、光子纠缠和量子通信等领域^[1-3]。并且由于紫外激光源优异的性能在超精密材料加工行业中也得到了广泛的应用^[4-5]。其中,375 nm 紫外激光器可用于水下无线光通信^[6]。378 nm 紫外激光器可用于测量铯原子同位素能级超精细分裂和跃迁频移^[7-8]。一般全固态紫外激光器主要是利用非线性晶体对红外光进行三次或四次谐波转换^[9-11]。而翠绿宝石晶体是一种性能优越的宽带可调谐激光工作介质^[12-13],通过单次倍频即可获得紫外激光。波长调谐范围为 701~858 nm,具有荧光寿命长、饱和能量密度高、吸收带宽较宽以及热力学性能优良等诸多优点,受到研究人员的青睐^[14]。2001 年, Qing 等^[15]报道了闪光灯泵浦的翠绿宝石激光器,使用偏硼酸钡 (β -BaB₂O₄, BBO) 晶体进行腔外倍频,获得 365 nm 紫外激光输出,脉冲宽度为 220 μ s,

单脉冲能量为 186 mJ,基频光到倍频光的转换效率约为 4.2%。2005 年, Peng 等^[16]使用 680 nm 半导体激光二极管 (Laser Diode, LD) 作为泵浦源,同时使用直腔抽运翠绿宝石晶体,利用双折射滤光片调谐输出光波长,并将 LBO 晶体作为倍频晶体进行腔内倍频,抽运功率 5.3 W 时,获得输出功率为 670 mW 的 375 nm 紫外激光。2007 年, Liu 等^[17]研究了闪光灯泵浦和电光调 Q 翠绿宝石激光器,利用三硼酸锂 (LiB₃O₅, LBO) 晶体进行腔外倍频,获得了脉冲宽度分别为 200 μ s 和 200 ns 的 360~388 nm 紫外激光,对应闪光灯泵浦和电光调 Q 情况下,375 nm 处能量分别为 0.48 mJ 和 0.87 mJ。2016 年, Thomas 等^[18]采用脉冲二极管双端面泵浦翠绿宝石晶体,设计腔倒空调 Q 结构,在重复频率为 1 kHz 时,获得单脉冲能量为 395 μ J 的 758 nm 基频光,利用 BBO 晶体进行腔外倍频,获得单脉冲能量为 184 μ J 的 379 nm 紫外激光输出,基频光到倍频光的转换效率为 47%。2021 年, Song 等^[19]用 638 nm LD 泵浦翠绿宝石晶体,采用折叠腔结构腔内

收稿日期:2023-03-09; 修订日期:2023-05-30

基金项目:吉林省重点研发计划项目 (20220201088GX)

作者简介:李奇,女,中级工程师,硕士,主要从事蓝紫光固体激光器方面的研究。

通讯作者:陈曦,女,高级工程师,硕士,主要从事全固态飞秒激光方面的研究。

倍频 BBO 晶体, 获得了平均功率为 2.55 W 的 378 nm 单一波长连续激光输出, 是迄今为止翠绿宝石晶体在 378 nm 波长达到的最高指标。但是采用翠绿宝石晶体作为工作物质, 实现腔内可调谐的紫外连续激光输出的研究尚未开展。

文中研制了一种 371~385 nm 可调谐连续紫外激光器。采用 V 型折叠腔结构, 635 nm LD 端面泵浦翠绿宝石晶体, 将 BBO 作为倍频晶体, 实现波长 371~385 nm 可调谐连续紫外激光输出。当 635 nm LD 输出功率为 17 W 时, 在中心波长为 378 nm 处获得了最大输出功率 1.25 W。在未来研究中, 结合选单纵模技术及调 Q 技术, 可获得满足不同应用领域的紫外激光需求。

1 实验设计与装置

371~385 nm 可调谐翠绿宝石连续激光器, 其结构如图 1 所示。泵浦源是长春新产业光电技术有限公司

自主研发的 635 nm 半导体激光器, 偏振方向为水平偏振, 偏振比大于 100 : 1, 最高输出功率 17 W。由芯径为 200 μm 、数值孔径为 0.22, 长度 5 cm 光纤耦合输出, 经由 F1($f=15\text{ mm}$) 和 F2($f=20\text{ mm}$) 两个准直聚焦镜组注入到增益介质中, 并将其放置水冷板上散热, 水冷温度设定为 20 $^{\circ}\text{C}$ 。增益介质使用翠绿宝石晶体, 尺寸为 3 mm \times 3 mm \times 10 mm, 其掺杂浓度(原子数分数)为 0.2 at.%, 晶体沿 C 轴方向切割, 双面镀有 600~800 nm 高透膜, 晶体用钢膜包裹并固定于热沉中。半波片(HWP)用来调整泵浦光经过光纤后的偏振分量比例, 使泵浦光偏振方向最大程度平行于晶体 b 轴, 保证最大激光功率输出。倍频晶体为 I 类相位匹配的 BBO 晶体, 尺寸为 3 mm \times 3 mm \times 7 mm, BBO 晶体的相位匹配角度为 $\theta=31^{\circ}$, $\varphi=0^{\circ}$ 。两端镀有 360~390 nm 和 700~800 nm 高透膜。BBO 晶体放置于卡具中, 并放置在角度位移台上, 可精准的调制 BBO 晶体角度, 以此获得可调谐的连续紫外激光。

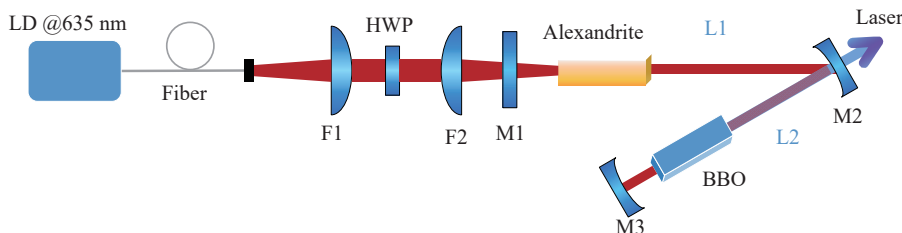


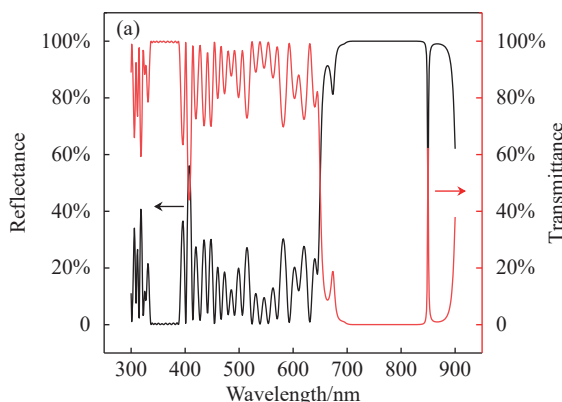
图 1 可调谐翠绿宝石紫外激光器装置图

Fig.1 Schematic of the ultraviolet tunable Alexandrite laser

激光器谐振腔采用 V 型折叠腔结构, M1 为平面镜, 双面镀 635 nm 高透膜, 靠近晶体端面镀 700~800 nm 高反膜。M2 为平凹镜, 曲率半径为 100 mm, 凹面镀 360~390 nm 高透膜和 700~800 nm 高反膜, 平面镀 360~390 nm 高透膜。M3 为平凹镜, 曲率半径为 200 mm, 凹面镀 360~390 nm 和 700~800 nm 高反膜。M2 及 M3 的镀膜曲线如图 2 所示, 从图 2(a) 中可以看出, M2 在 360~390 nm 区间内的透过率均可达 99.9%, 在 700~800 nm 区间内的反射率均可达 99.9%。从图 2(b) 中可以看出, M3 在 360~390 nm 和 700~800 nm 的反射率可达 99.9%, 良好的镀膜透射率和反射率为可调谐紫外激光输出提供了有效保证。此次镀膜均由长春新产业光电技术有限公司自主完成。

谐振腔长臂长度 L1 为 80 mm, 短臂长度 L2 为

50 mm。如图 3 所示, 当激光晶体的热焦距为 300 mm, 用模拟软件模拟可得翠绿宝石晶体处的光腰半径 w_1 约为 170 μm , BBO 晶体处的光腰半径 w_2 约为 75 μm 。



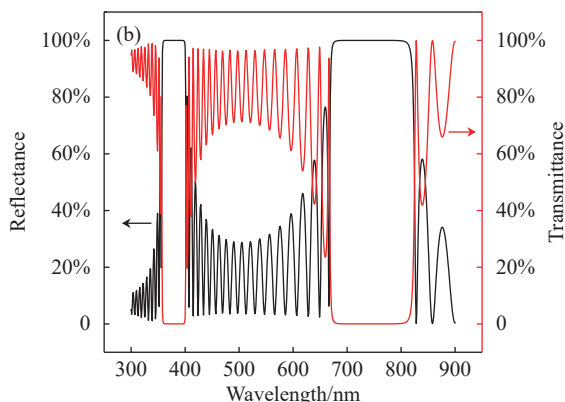


图 2 (a) M2 的反射率和透过率曲线; (b) M3 的反射率和透过率曲线
Fig.2 (a) Reflectance & Transmittance curves of M2; (b) Reflectance & Transmittance curves of M3

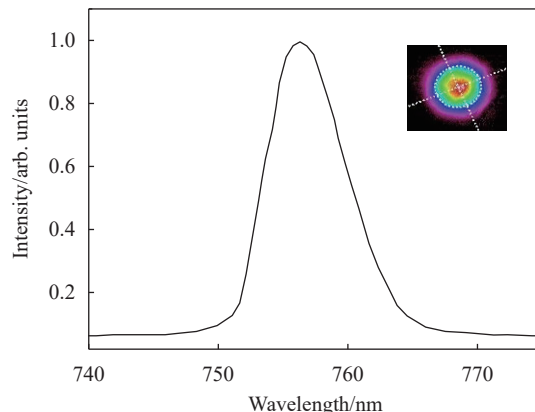


图 4 756 nm 光谱图

Fig.4 Laser spectra at 756 nm

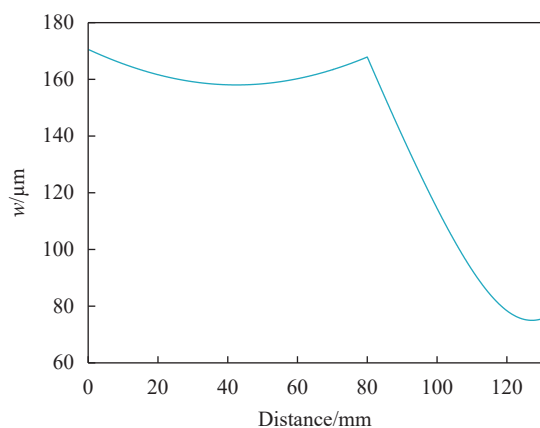


图 3 激光谐振腔内不同位置的光束半径

Fig.3 Waist radius at different positions in the laser resonator

2 实验结果与分析

实验过程中, 首先简单研究了基频光的输出特性。采用平行平面直腔, 当泵浦功率 17 W, 输出镜透过率 $T=3\%$ 时, 基频光最大输出功率 4.5 W, 用光谱仪 (Ocean HR2000) 测量的经过归一化处理后的光谱图如图 4 所示, 从图中可以看出, 基频光的自由光谱宽度较宽, 这为后续的倍频波长调谐奠定了基础。插图是用 Spiricon 光斑轮廓分析仪测量的基频光的远场光斑形貌。

按照图 1 装置搭建光路, 实验中调节聚焦镜到翠绿宝石晶体的距离, 使泵浦光更好地匹配腔内激光模式运转。转动半波片并调节谐振腔镜和 BBO 晶体角度, 获得激光波长为 378 nm 的最大输出功率。378 nm 激光输出功率随注入泵浦激光功率的变化曲线如

图 5 所示, 从图中可以看出, 378 nm 激光出光阈值为 4 W。这是由于所使用的翠绿宝石晶体较小, 阈值较高。随着泵浦功率的增加, 输出功率先快速上升再缓慢上升。在 635 nm LD 输出功率 17 W 时, 378 nm 激光功率为 1.25 W。

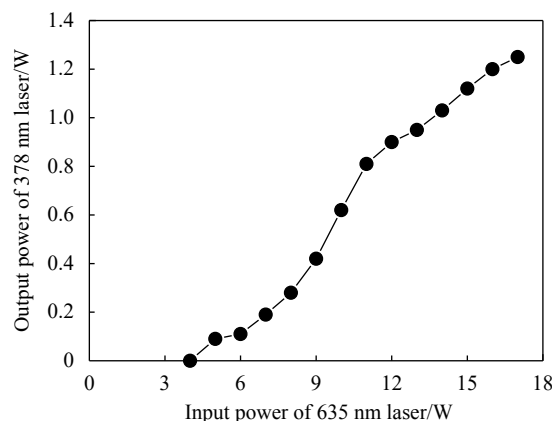


图 5 378 nm 激光输出功率随注入泵浦光功率的变化

Fig.5 Output power of 378 nm laser varies with the injection pump power

微调 BBO 晶体角度获得 371~385 nm 可调谐连续紫外激光输出, 用光谱仪 (Ocean HR2000) 测量的经过归一化后的 371、378、385 nm 波长的光谱如图 6 所示。

理论上 BBO 倍频晶体具有较宽的可调谐范围, 但是晶体光轴是按特定方向切割。当特定波长的基频光垂直入射到晶体上时, 满足相位匹配条件, 将产生与入射光振动方向垂直的倍频光。实验中, BBO 的角度是按照 $\lambda=756 \text{ nm}/378 \text{ nm}$ 为中心波长切割,

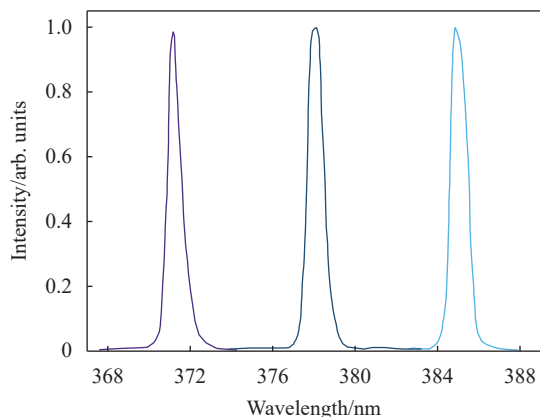


图 6 371、378、385 nm 光谱图

Fig.6 Laser spectra at 371, 378 and 385 nm

$\theta=31^\circ$ 。因此,基频波长偏离中心波长越远,入射角度就会越大,其反射损耗就会越大,产生相应的倍频光能量就会越小^[20]。此外,由于晶体通光面的尺寸较小,基频光若以大角度入射到晶体时,倍频光在晶体中将偏折到侧面,不能实现激光输出,这些都限制了晶体的倍频波长调谐范围。因此,实验中调节 BBO 晶体角度有限,输出的紫外波长可调谐范围受到限制,仅获得波长 371~385 nm 可调谐的连续紫外激光。在抽运功率为 17 W 时,获得不同波长对应的输出功率如图 7 所示。波长偏离 378 nm 中心波长越远,激光输出功率越小。插图是用 Spiricon 光斑轮廓分析仪测量的 378 nm 处的远场光斑形貌,光斑椭圆度约为 0.982。

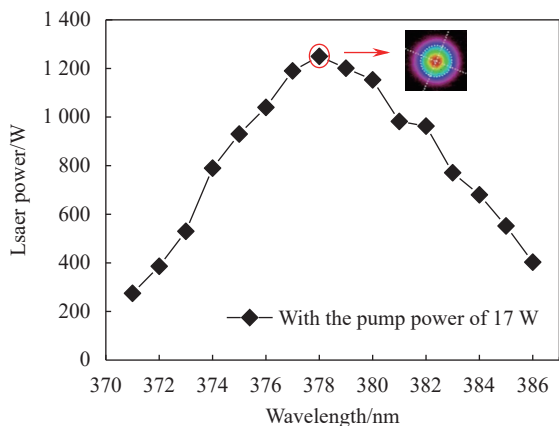


图 7 不同波长对应的输出功率

Fig.7 Output power corresponding to different wavelengths

用光束质量分析仪 (Thorlabs) 测得高斯光束质量 M^2 因子,如图 8 所示。测试结果显示,横向光束质量

(M_x^2) 为 1.13,纵向光束质量 (M_y^2) 为 1.12,说明 378 nm 激光的模式为基横模。

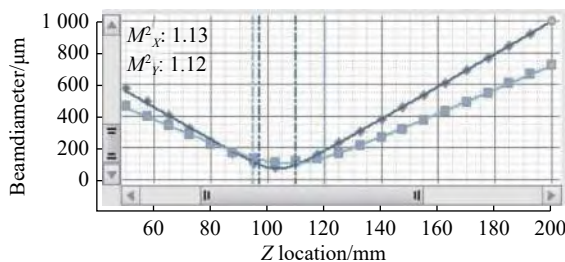


图 8 378 nm 激光光束质量

Fig.8 Laser beam quality at 378 nm

3 结论

文中设计了一种波长可连续调谐的 371~385 nm 连续运转紫外激光输出。在以往报道中涉及脉冲腔外倍频和连续单波长输出,未有腔内倍频连续可调谐报道。采用自制的偏振 635 nm 的 LD 作为抽运光,高的偏振度保证了高的转换效率。以半波片来调整泵浦光的偏振方向,使泵浦光偏振方向最大程度的平行于晶体 b 轴,保证最大激光功率输出。工作物质为翠绿宝石晶体,吸收带宽较宽,热力学性能优良。I 类位相匹配的 BBO 晶体进行腔内倍频。当泵浦光功率为 17 W 时,在波长为 378 nm 处得到最大稳定输出功率为 1.25 W,泵浦光到紫外光的最大转换效率约为 7.3%,波长为 378 nm 紫外激光光束质量因子沿着 X 和 Y 方向分别为 1.13 和 1.12。与腔外倍频相比,此实验结构输出的紫外激光具有高效率和高光束质量的优点。实验中未出现激光输出功率饱和现象,在未来工作中,可以提高 LD 的抽运功率进一步提升紫外激光的输出功率,为超精密材料加工和量子通信等领域提供更优质的光源。

参考文献:

[1] Liu Kangkang, Liu Hongli, Zhao Ruchen. Enhancement of tunability and stability of a continuous-wave deep ultraviolet laser by feed-forward control method [J]. *Chinese Journal of Lasers*, 2014, 41(12): 1202004.

[2] Wang Yao, Lu Yongheng, Gao Jun, et al. Topologically protected polarization quantum entanglement on a photonic chip [J]. *Chip*, 2022, 1(1): 100003-100010.

- [3] Zhu Yiliang, Zhang Heng, Chen Linsen, et al. Fabricating microstructure on the surface of silicon using multiple beam of nanosecond UV laser [J]. *Optics Communications*, 2009, 38(10): 2463-2467. (in Chinese)
- [4] Nie Shilin, Guan Yingchun. Review of UV laser and its applications in micromachining [J]. *Opto-Electronic Engineering*, 2017, 44(12): 1169-1179. (in Chinese)
- [5] Zhang Aoxiang, Zhang Pengfei, Wang Yao, et al. Optimization of deep ultraviolet laser diode using thickness gradient multiple-quantum-well[C]//2021 9th International Symposium on Next Generation Electronics (ISNE), IEEE, 2021: 1-4.
- [6] Kang Chuhong, Trichili A, Alkhazragi O, et al. Ultraviolet-to-blue color-converting scintillating-fibers photoreceiver for 375-nm laser-based underwater wireless optical communication [J]. *Optics Express*, 2019, 27(21): 30450-30461.
- [7] Cha Y H, Ko K H, Lim G, et al. Generation of continuous-wave single-frequency 1.5 W 378 nm radiation by frequency doubling of a Ti: sapphire laser [J]. *Applied Optics*, 2010, 49(9): 1666-1670.
- [8] Richardson D S, Lyman R N, Majumder P K. Hyperfine splitting and isotope-shift measurements within the 378-nm $6P_{1/2}-7S_{1/2}$ transition in 203Tl and 205Tl [J]. *Physical Review A*, 2000, 62(1): 012510-012515.
- [9] Yao J, Zheng Q, Wang Y, et al. Generation of a 294.2 nm ultraviolet beam through frequency doubling in a BaB₂O₄ crystal [J]. *Journal of Russian Laser Research*, 2022, 43(3): 334-338.
- [10] Cui Jianfeng, Gao Tao, Zhang Ya'nan, et al. High efficiency and high peak power 351 nm quasi-continuous ultraviolet laser [J]. *Infrared and Laser Engineering*, 2017, 46(6): 0605004. (in Chinese)
- [11] Wang Jinyan, Li Shijie, Liu Tianhong, et al. Research on all solid-state ultraviolet laser at 289.9 nm [J]. *Chinese Journal of Lasers*, 2022, 49(7): 0701001. (in Chinese)
- [12] Song Yue, Wang Zhimin, Zhang Fengfeng, et al. Continuous-wave Alexandrite laser pumped by 638 nm and 532 nm lasers [J]. *Infrared and Laser Engineering*, 2021, 50(3): 20200217. (in Chinese)
- [13] Fibrich M, Šulc J, Vyhldal D, et al. Alexandrite spectroscopic and laser characteristic investigation within a 78–400 K temperature range [J]. *Laser Physics*, 2017, 27(11): 115801-115806.
- [14] Zhao Zhigang, Guan Chen, Cong Zhenhua, et al. Research progresses of alexandrite solid-state lasers (Invited) [J]. *Acta Photonica Sinica*, 2020, 49(11): 1149006. (in Chinese)
- [15] Qing Pan, Yang Xiaoping. Long pulse, high energy output at 365 nm from an frequency-doubled Alexandrite laser [J]. *Optics Communications*, 2001, 200(1-6): 309-314.
- [16] Peng Xiaoyuan, Marrakchi A, Walling J C, et al. Watt-level red and UV output from a CW diode array-pumped tunable alexandrite laser[C]//Conference on Lasers and Electro-Optics. Optica Publishing Group, 2005: CMAA5.
- [17] Liu Shuhang, Liu Jingjiao, Wang Lijun. Tunable ultraviolet laser source from a frequency doubled Alexandrite laser[C]//Optoelectronic Materials and Devices II, SPIE, 2007, 6782: 798-805.
- [18] Thomas G M, Minassian A, Sheng X, et al. Diode-pumped alexandrite lasers in Q-switched and cavity-dumped Q-switched operation [J]. *Optics Express*, 2016, 24(24): 27212-27224.
- [19] Song Yue, Wang Zhimin, Bo Yong, et al. 2.55 W continuous-wave 378 nm laser by intracavity frequency doubling of a diode-pumped Alexandrite laser [J]. *Applied Optics*, 2021, 60(20): 5900-5905.
- [20] Li Yannan, Ding Junhua. Tunable ultraviolet generation by frequency doubling dye laser in BBO crystal [J]. *Journal of Tsinghua University*, 1999, 30(6): 15-20. (in Chinese)

371-385 nm tunable alexandrite continuous-wave laser

Li Qi¹, Wang Jinyan¹, Ji Xin¹, Wang Bin¹, Chen Xi^{1*}, Zheng Quan^{1,2}

(1. Changchun New Industries Optoelectronics Technology Co., Ltd, Changchun 130103, China;

2. Changchun Institute of Optics, Fine Mechanics and Physics, Chinese Academy of Sciences, Changchun 130033, China)

Abstract:

Objective Compared with all-solid-state UV lasers which use nonlinear crystals to perform tertiary or quadruple harmonic conversion of infrared light, the alexandrite lasers can obtain ultraviolet lasers by single frequency

doubling. It has the characteristics of superior broadband emission spectrum which enables it to achieve tunable ultraviolet laser output. Therefore, tunable continuous ultraviolet laser plays an important role in applications. The ultraviolet 371-385 nm laser can be used in many fields, such as the ultra-precision material processing, laser Doppler cooling, entangled photon pair generation and quantum communication. Therefore, developing the tunable continuous ultraviolet laser has a great research value.

Methods In order to achieve the laser output in the wavelength range of 371-385 nm, a tunable alexandrite continuous laser was developed. The experimental structure is a V-folded cavity and the length of the cavity is about 13 cm. A fiber-coupled 635 nm LD (Changchun New Industry Optoelectronic Technology Co., Ltd) with the polarization ratio of greater than 100:1 is used as the pump source. The maximum pump power is 17 W. A *c*-axis-cut alexandrite crystal with Brewster angle, a size of 3 mm×3 mm×10 mm and Cr³⁺ doping concentration of 0.2 at.%, was used as the gain medium. It is wrapped with an indium foil and mounted in a water-cooled heat sink. A type-I phase-matched β -BaB₂O₄ (BBO, $\theta=31^\circ$, $\varphi=0^\circ$) with the size of 3 mm×3 mm×7 mm was used as the frequency doubling crystal. In the experiment, the polarization direction of the pump beam was adjusted by a half-wave plate to match the maximum absorption direction (the *b* axis) of the crystal. The optimization of the resonator mirror coating and the theoretical simulation cavity length reduce the loss of resonator and improve the conversion efficiency. The continuous tunable ultraviolet laser output at 371-385 nm is realized by adjusting the BBO angle.

Results and Discussions The experimental schematic of the ultraviolet tunable alexandrite laser is shown (Fig.1). The maximum laser output power with the center wavelength of 378 nm is obtained by turning the half-wave plate and adjusting the resonator mirror and BBO crystal angle. The 378 nm laser light threshold is 4 W. As the pump power increases, the output power increases first rapidly and then becomes slowly. When the 635 nm LD output power is 17 W, the 378 nm laser power is 1.25 W (Fig.5), corresponding to the optical-to-optical conversion efficiency of 7.3% from 635 nm pump laser to 378 nm UV laser. In the experiment, the angle of BBO ($\theta=31^\circ$) is cut according to $\lambda=756 \text{ nm}/378 \text{ nm}$ as the center wavelength. Therefore, the farther the fundamental frequency optical wavelength deviates from the central wavelength, the greater the angle of incidence is, the greater the reflection loss is, and the smaller the corresponding frequency doubling light energy is. Due to the limited angle of the BBO crystal, the continuous tunable wavelength range of the output ultraviolet is only from 371 nm to 385 nm. When the pumping power is 17 W, the farther the wavelength deviates from the central wavelength of 378 nm, the smaller the laser output power is (Fig.7). The laser beam quality along the *x* and *y* axis at 378 nm is 1.13 & 1.12, respectively (Fig.8).

Conclusions In summary, through theoretical and experimental research, a tunable 371-385 nm continuous ultraviolet laser was realized. The UV laser is characterized by simple structure, adjustable wavelength, high efficiency and high beam quality. And a series of its key parameters were tested, which has certain application value.

Key words: ultraviolet CW laser; 371-385 nm tunable laser; intracavity frequency doubling; alexandrite crystal